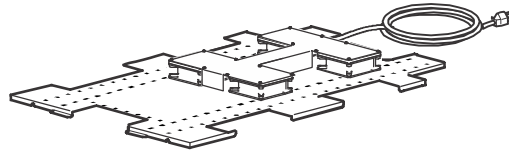



Roof Fan Tray for NetShelter™ SX Cabinets

ACF501, ACF502, ACF503, ACF504

Inventory



Roof Fan Assembly (1)



Brush Strip (5)

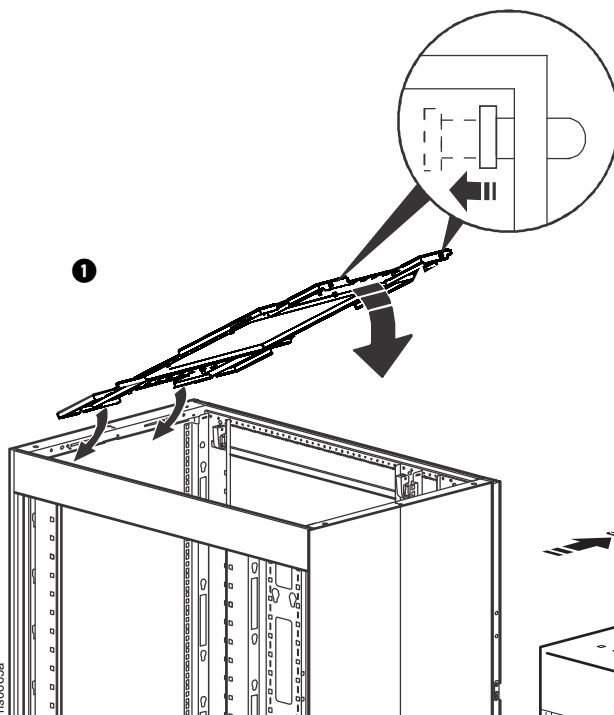
⚠ ⚠ DANGER

HAZARD OF ELECTRIC SHOCK, EXPLOSION, OR ARC FLASH

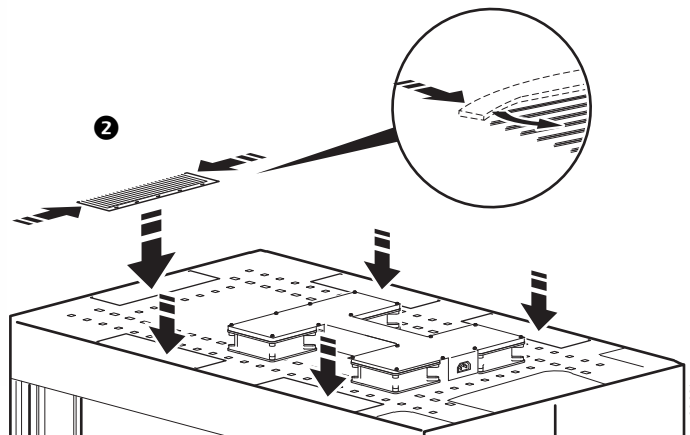
Install the Roof Fan Tray only on a circuit that has proper overcurrent protection.

Failure to follow these instructions will result in death or serious injury.

Installation



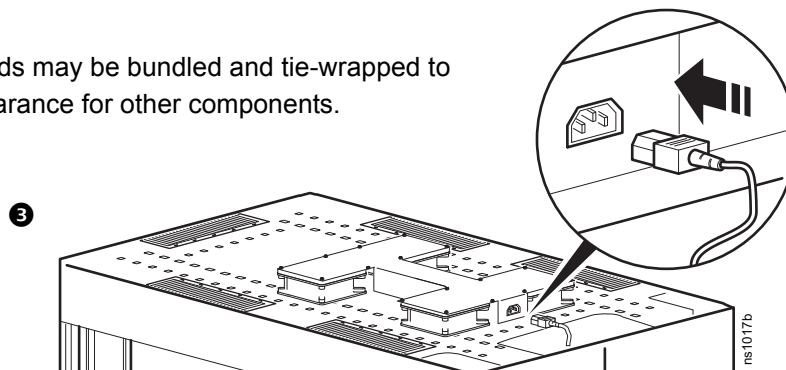
ns0965a



ns0963b

1. Install Roof Fan Assembly.
2. Carefully bend corners, and insert five (5) Brush Strips into openings on roof as shown.
3. Using one of the supplied power cords, connect the female end to an input socket on the rear of the unit. Plug the male end into a UPS or other socket that provides protected power.

NOTE: Cords may be bundled and tie-wrapped to provide clearance for other components.



ns1017b

NetShelter SX Roof Fan Tray Configurations

Roof Fan Tray	Description	Voltage (Vac)
ACF501	600 mm Roof Fan Tray	120
ACF502	600 mm Roof Fan Tray	230, 208
ACF503	750 mm Wide Roof Fan Tray	120
ACF504	750 mm Wide Roof Fan Tray	230, 208

Compatible NetShelter SX Cabinets

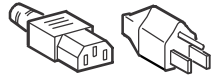



Roof Fan Tray	Cabinet	Cabinet Dimensions
ACF501, ACF502	AR3100	42U 600 mm x 1070 mm
	AR3104	24U 600 mm x 1070 mm
	AR3107	48U 600 mm x 1070 mm
ACF503, ACF504	AR3150	42U 750 mm x 1070 mm
	AR3157	48U 750 mm x 1070 mm

Electrical Rating

ACF501, ACF503					
Input Voltage (Vac)	Frequency (Hz)	Current (A)	Noise (dBA)	Air Flow [†] (cfm)	Operating Voltage Range (Vac)
120	50	0.70	51	370	102 - 138
	60	0.85	51	440	102 - 138
ACF502, ACF504					
230	50	0.50	62	370	196 - 264
	60	0.40	62	440	196 - 264
208	50	0.40	62	370	196 - 264
	60	0.35	62	398	196 - 264

[†]Airflow given at nominal input voltage.

Roof Fan Tray Power Cords

Part Number	Quantity	Cord Description	Length ft (m)	Connectors
ACF501 ACF503	1	IEC-320-C13 to NEMA 5-15P	10 (3)	
ACF502 ACF504	1	IEC-320-C13 to BS 1363	8.2 (2.5)	
	1	IEC-320-C13 to IEC-320-C14	8.2 (2.5)	
	1	IEC-320-C13 to CEE 7/7	8.2 (2.5)	

Customer support and warranty information is available at www.schneider-electric.com.
© 2015 Schneider Electric. All Rights Reserved. NetShelter is a trademark owned by Schneider Electric, S.A.S.

Mouser Electronics

Authorized Distributor

Click to View Pricing, Inventory, Delivery & Lifecycle Information:

[Schneider Electric:](#)

[ACF501](#)